



# KYRA12\_O

## Outdoor design column speaker 12 x 2"

### Highlights:

- IP55 Ingress protection
- AWX5™ waterproof connector
- Multi-functional wall bracket allowing swiveling and down-tilting
- Slimline aluminum design
- 12 x 2" high-quality broadband speakers
- Multi-tapping 70V / 100V line transformer

The KYRA12 design column speaker consists of 12 x 2" high-quality aluminum cone full-range drivers, delivering extraordinary clarity and detailed sound. The overall continuous power handling reaches 120 Watt and the beamwidth of 174° x 9° (-6 dB avg 1 kHz - 4 kHz)\* makes it the perfect match for acoustically difficult venues, reducing echo and microphone feedback which optimizes the speech intelligibility in reverberant venues

A multi-tapping line transformer allows it to be connected to 70V/100V public address systems with different power taps for 40W, 20W and 10W and/or low impedance (12Ω) systems.\*\*

To guarantee the optimal performance and long term reliability in outdoor circumstances, various specific features are provided. The connection of the loudspeaker is performed using a waterproof rotatable AWX-5 connector whereby the desired power tap can be selected depending on the rotation of the connector. Secondly, the 12 drivers receive a special coating to protect them from the elements while an acoustically transparent and water-repellent cloth driver keeps penetrating water at a safe distance.

Further added reliability is achieved by using an aluminum front grill and a stainless steel mounting bracket. Together, these improvements result in a weatherproof IP55 column speaker of exceptional quality and design!

\*Given dispersion values are the average beamwidth within the 1 kHz - 4 kHz frequency range (-6 dB - 1/3 oct), which are critical for the speech intelligibility in the main application field of these loudspeakers.

\*\*Due to an optimized calibration, the KYRA12, compared to its predecessor the AXIR, will have a standard low impedance of 12 ohms instead of 6 ohms.

### Applications:

- Education
- Public facilities
- Corporate spaces
- Houses of worship
- Events



### Impedance:



### Voltage:



System specifications:

Speaker type		Broadband column
Max. Power		240 W
RMS Power		120 W
Impedance		12 Ω
Sensitivity (1W/1m)		92 dB
Sound Pressure (Max. W/1m)		113 dB
Frequency	Range (-10 dB)	120 Hz - 20 kHz
Drivers		12 x 2"
Line Transformer Tappings	1	40 W - 125 Ω (70V)
	2	250 Ω - 100 V / 40 W - 70 V / 20 W
	3	500 Ω - 100 V / 20 W - 70 V / 10 W
Ingress Protection rating		IP55
Temperature	Operating	-20 - +50 °C
Incline angle	Bottom	13°
	Left	42°
	Right	42°
Connectors		Waterproof AWX-5 connector
Dispersion	Horizontal	174° (-6 dB avg 1 kHz - 4 kHz)
	Vertical	9° (-6 dB avg 1 kHz - 4 kHz)

Product Features:

Front finish		Aluminium grill
Construction		Aluminium with plastic side covers
Dimensions		70 x 1006 x 101 mm (W x H x D)
Colours		Black (KYRA12/OB - RAL9005)
		White (KYRA12/OW - RAL9003)
Accessories	Included	2-way Revolving mounting bracket
		5-pin AWX5 connection cable

Variants:

- KYRA12/OB - Outdoor black version
- KYRA12/OW - Outdoor white version

## Architects' and Engineers' Specifications:

---

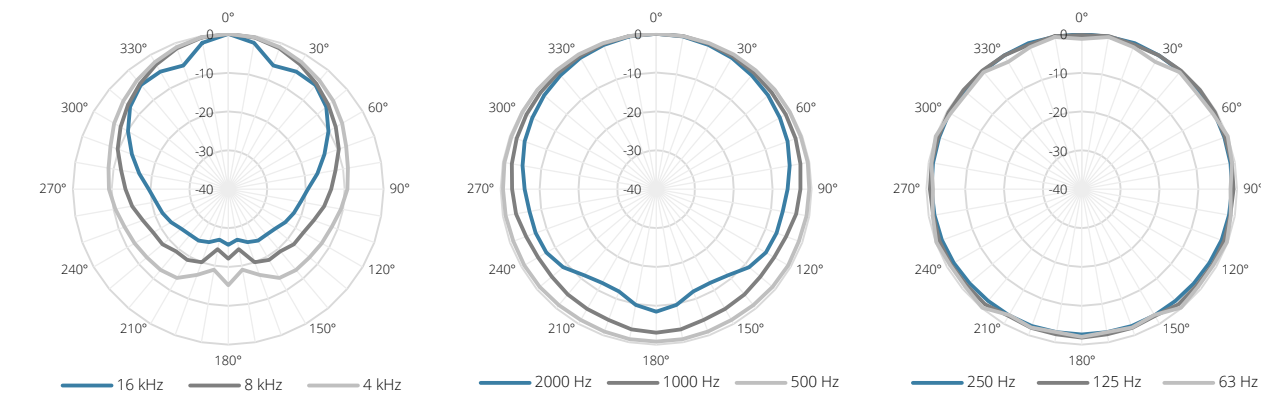
The loudspeaker must be a surface-mount column type, consisting of 12 x 2" aluminum cone full-range drivers, which are fitted inside a slim and elegant designed enclosure.

It shall be fitted with a multi-tapping line transformer allowing the speaker for being used in 70/100V public address systems or standard low impedance ( $12\Omega$ ) audio systems. It must have an RMS power handling of 60 Watt with a maximum power handling of 120 Watt and the frequency response ( $\pm 3$  dB) should range from 150 Hz to 20 kHz. The sensitivity must reach 92 dB when measured with an input signal of 1 Watt at a distance of 1 meter, while a maximum continuous sound pressure level of 113 dB should be reached. The nominal dispersion shall be a 174° horizontal and 9° vertical coverage pattern (-6 dB avg 1 kHz - 4 kHz).

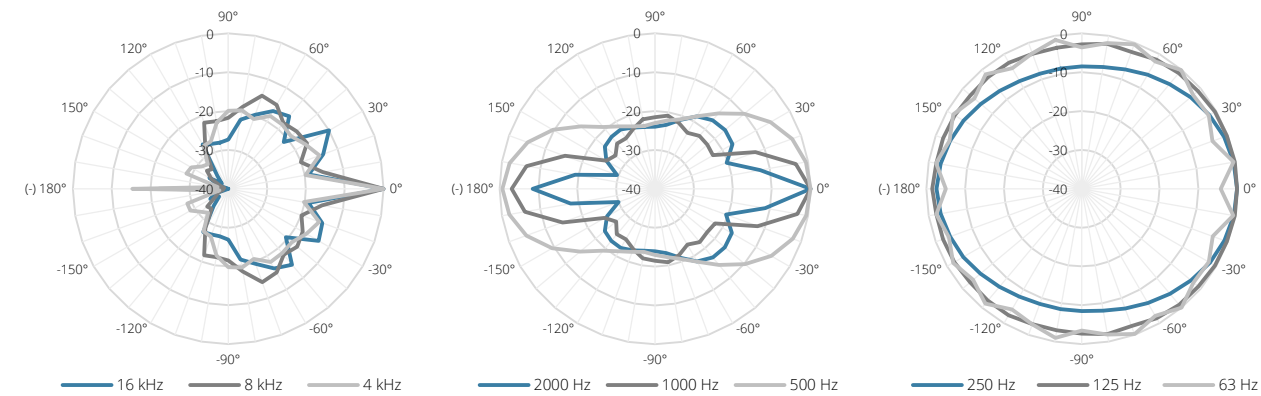
The line transformer power taps shall be selectable through a rotary selector switch on the rear side of the speaker and adjustable in steps of 40W, 20W and 10W for 70/100V (a 5W tapping is available for 70V use). Fast and reliable connections shall be possible through a 3-pin terminal block connector.

The speakers' enclosure shall be constructed of high-quality aluminum materials with a fine perforated steel grill front finishing which comes available in both white (RAL9003) and black (RAL9005) colors. Optimal directional placement shall be possible through the included multi-functional wall bracket allowing side swivelling over a range of 0° to 42° in both directions and down tilting with an angle up to 13°. The speakers' enclosure shall be 1008 mm high, 70 mm wide and 147 mm deep (including the height of the mounting bracket) and the weight shall not exceed 4.3 Kg.

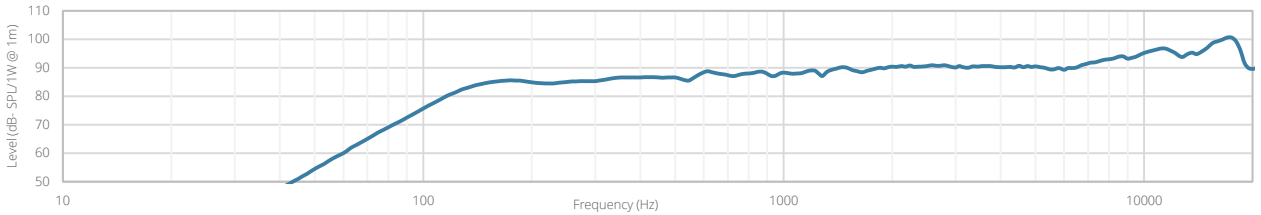
Horizontal Polars:



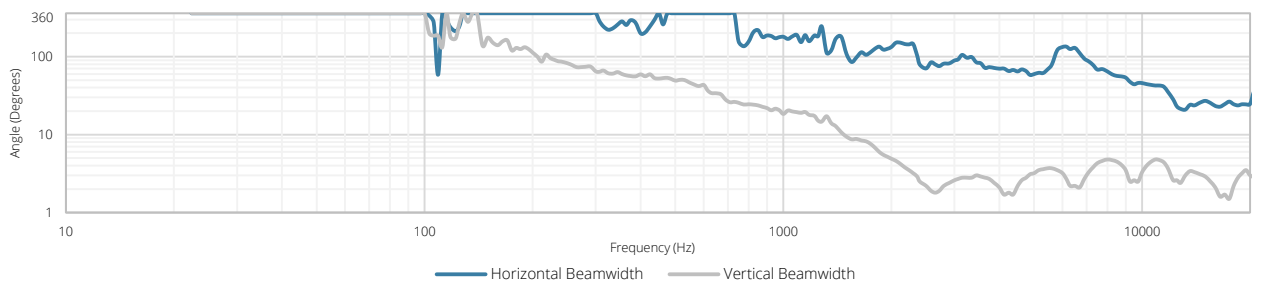
Vertical Polars:



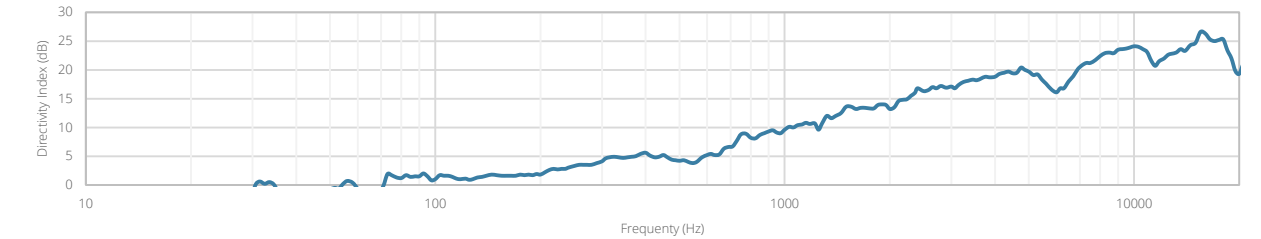
Sensitivity:

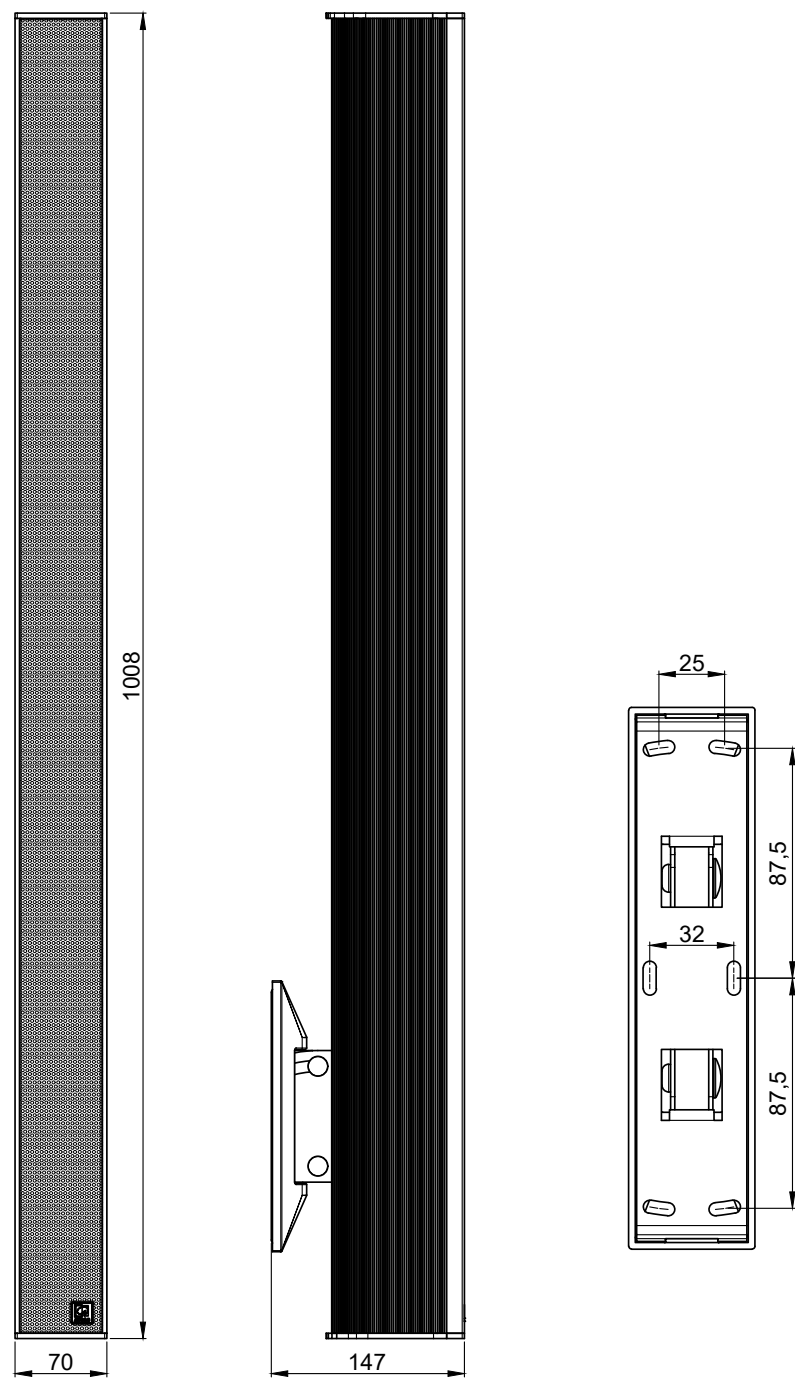


Beamwidth (-3dB):



Directivity index:





**KYRA12/O**

**Weight:**  
4,3 kg

**Product description:**  
DESIGN OUTDOOR COLUMN SPEAKER 120W  
- 70V/100V & 12 OHM

**Outer dimensions:**  
(w x h x d)  
70 x 1008 x 147

**Unit height:**  
N/A