

Ra 2000ProfileHB

540W Touring high-flux LED moving profile

ORDER CODE: **RA2000PROFILEHB**



The **Ra 2000ProfileHB** is the high-flux variant of the **Ra 2000Profile** designed for touring applications, offering the same footprint and feature set, but engineered around an LED source, which scores 40% higher intensity with lower colour rendering. Powerful, compact and fully equipped with both framing shutters and an animation wheel, all whilst delivering a superior brightness, the **Ra 2000ProfileHB** is an indispensable tool for any show. The 6.300 K LED engine has been custom-engineered to make the Ra 2000ProfileHB hit a 18'900 lumen output, and the on-board CRI enhancement filter still allows the possibility to obtain a CRI > 83. The **Ra 2000ProfileHB** CMY system delivers beautiful pastels, stunning saturated colours and powerful primaries. One colour wheel provides split colours, and linear CTO allows the **Ra 2000ProfileHB** to blend in with traditional sources. This unit is packed with powerful features like a gobo wheel, adjustable framing shutters, an animation wheel, iris, prism and dual linear frost. The highly efficient optical system delivers a 1:6 zoom from 8° to 50°, and crisp focus to perfectly merge multi-layer effects. The **Ra 2000ProfileHB** is the embodiment of solid-state LED technology.

MAIN FEATURES

- 540W LED engine with 6.300 K CT
- 18'900 lumen output with flat-field projection and silent operation
- Equipped with 4 layers framing shutters and an animation wheel

TECHNICAL SPECIFICATION

LIGHT SOURCE

- Source: 540W LED
- CCT: 6.300K
- Luminous flux: 18'900lm @full
- Lux: (8°) 38'509 lx - (50°) 1'333lx @5 m full
- CRI: >69 (83 with High CRI filter on color wheel)
- Source life expectancy: > 50.000 h

OPTICS

- Zoom: 8° - 50° motorised linear zoom
- Lens diameter: 120mm
- Focus: motorised

COLOUR SYSTEM

- Colour mixing: linear CMY
- Colour wheel: 6 colour filters

DYNAMIC EFFECTS

- Shutter system: 4 shutter blades with position and $\pm 30^\circ$ angle adjustment, $\pm 45^\circ$ rotation of the complete framing system
- Animation wheel: animation wheel with CW and CCW rotation
- Rotating gobos: 7 rotating gobos + open, interchangeable, indexing
- Gobo size: outer: 26,7 mm - image: 20 mm - thickness: 1,1 mm
- FX generator: shutter macros with adjustable speed
- Circular prism: 4f with bi-directional rotation, indexing
- Frost: dual frost filter system, 1° soft-edge frost gobo, 5° frost wash, with linear 0 - 100% frost filter frost unit to soften the beam edge
- Iris: 5 - 100% motorised iris
- Static mode: selection of static colour
- Manual mode: manual adjustment of dimmer and strobe

BODY

- Pan angle: 540°
- Tilt angle: 270°
- Pan/Tilt resolution: 16-bit

- Feedback: automatic repositioning after accidental movement
- Body colour: black finishing

CONTROL

- Protocols: DMX512, RDM, Art-Net, sACN, W-DMX
- DMX channels: 38 / 39 / 40 / 41 / 42channel
- W-DMX: included, wireless solution receiver
- RDM: RDM for remote monitoring and settings
- Display: LCD high resolution colour display with autoflip
- Firmware upgrade: yes, via USB - DMX interface (UPBOX1) not included

ELECTRONICS

- Dimmer: linear 0 ~ 100% electronic dimmer
- Strobe / shutter: 1 - 30 Hz, electronic
- Display battery: self-charging battery backup
- Operating temperature: -10° ~ +50°
- LED Control: 24KHz flicker free operation

ELECTRICAL

- Mains power supply: 100-240V - 50/60Hz
- Max power consumption: 640W
- Output (at 230V): 3 units on a single power line
- Power factor: >0,96

PHYSICAL

- IP rating: 20
- Cooling: combination of heat pipe cooling system and low noise fan
- Suspension and fixing: hanging bracket for floor positioning with "Quick-Lock" system
- Pan / tilt lock: for transportation and maintenance
- Signal connection: Amphenol XLR 5p IN/OUT connectors
- Data connection: Art-Net RJ45 IN/OUT
- Power connection: Neutrik powerCON TRUE1 IN/OUT connectors
- Dimensions (WxHxD): 443x697x293mm
- Weight: 35kg

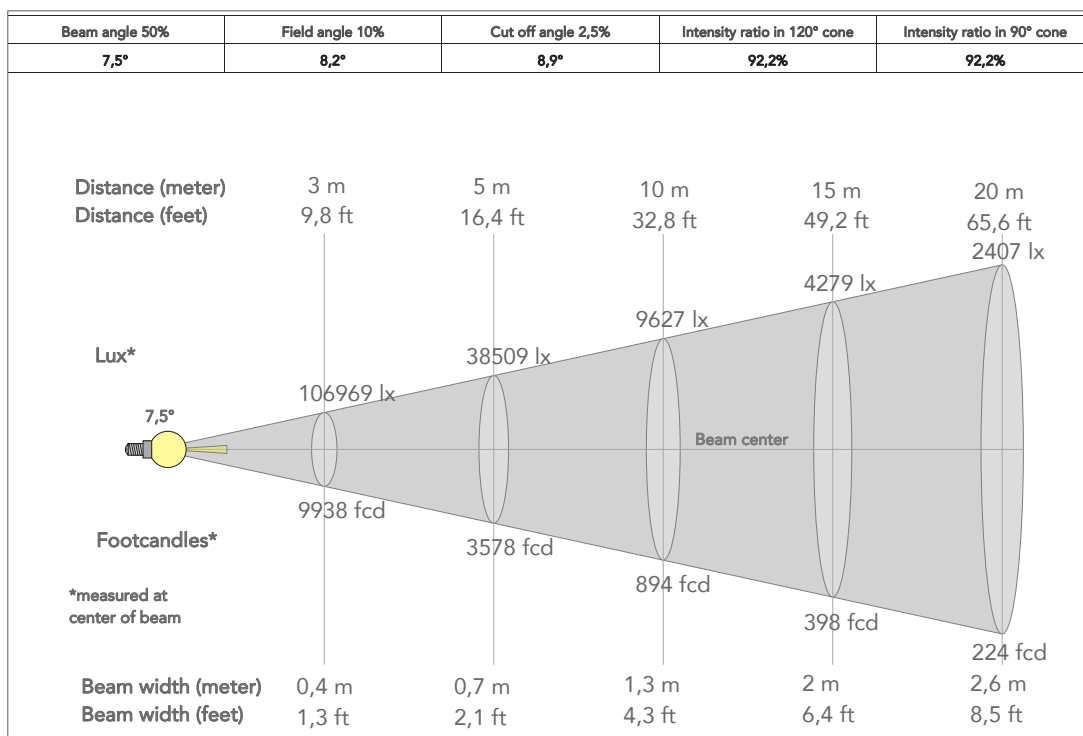
ACCESSORIES & RELATED PRODUCTS

▪ 9513FXWL03	Ass. 3x2.5mm TH07 cable, 16A 3p 230V CEE plug, MENAC3FXW socket, L.3 m
▪ 9533FXWL03	Ass. 3x2.5mm TH07 cable, SHUKO plug, MENAC3FXW socket, L.3m
▪ 958225L03	3x2.5mm TH07 Cable, 16A 3p PwCon MXW, 16A 3p PwCon FXW, L. 3m
▪ C6016B	Quick-trigger slim clamp, 250Kg load, 48-51mm tubes, M10 bolt incl, Black
▪ FCLRA2000	Flight case for 2 piece RA2000PROFILE
▪ OS25	Quick-Lock omega bracket
▪ RSR0670B	Steel security cable for hanging bodies, inox steel shackle, L=60 cm, black

▪ TOUR53415L03	Dmx cable HC5340. CANS5MXX XLR 5p->CANS5FXX XLR (f) 5p, L.3m
▪ UPBOX1U	Firmware uploader kit, USB IN, 3pin XLR DMX OUT, USB OUT
▪ WSBBF1G5	BlackBox F-1 G5 transmitter, 2,45GHz & 5.2/5,8 GHz, DMX/RDM, 512Ch
▪ WSBBF1G6	BlackBox F-1 G6 transrec, 512ch, 2.45GHz, DMX&RDM,Bluetooth,G3,G4,G4S, G5, CRMX
▪ WSBBR512G5	BlackBox R-512 G5 receiver 512Ch, 2.45GHz & 5.8GHz, DMX/RDM optional
▪ WSBBR512G6	BlackBox R-512 G6 receiver 512Ch, 2.45GHz,DMX&RDM,Bluetooth,G3,G4,G4S,G5,CRMX

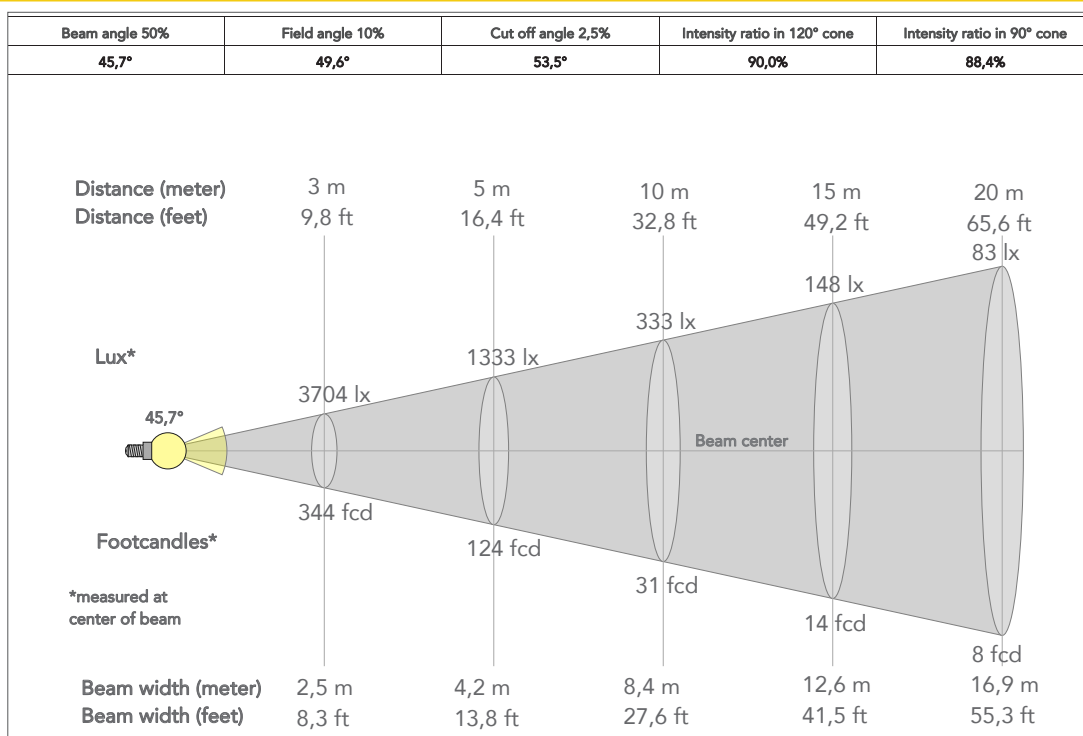
PRESET FULL ON

Beam angle 50%: 8°

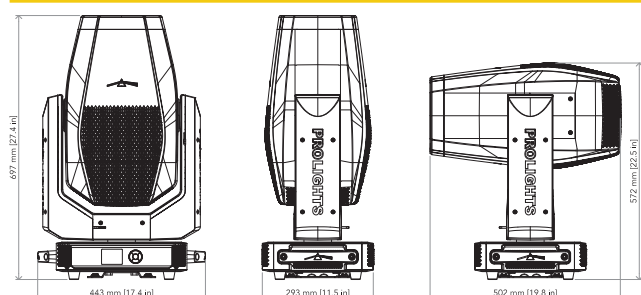


PRESET FULL ON

Beam angle 50%: 50°



TECHNICAL DRAWINGS



For more product
info and downloads
visit our website

